

2x4 basics[®]

DECKS DEKMATE™



E
#10 x 1 in.
(4.75 mm x 25 mm) x12

F
1/4 in. x 1 1/2 in.
(6 mm x 38 mm) x4

G
#8 x 2 1/2 in.
(4.5 mm x 64 mm) x9

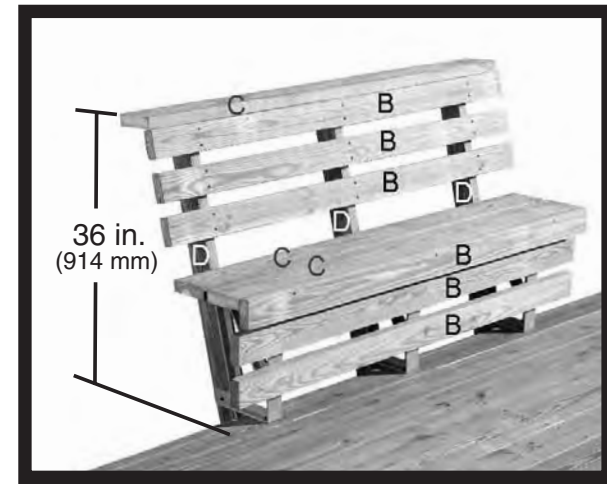
H
5/16 - 18 x 2 1/2 in.
(8 mm x 64 mm) x2

I
5/16 in.
(8 mm) x2

J
5/16 in.
(8 mm) x2

K
5/16 in.
(8 mm) x2

L
1/4 in.
(6 mm) x4



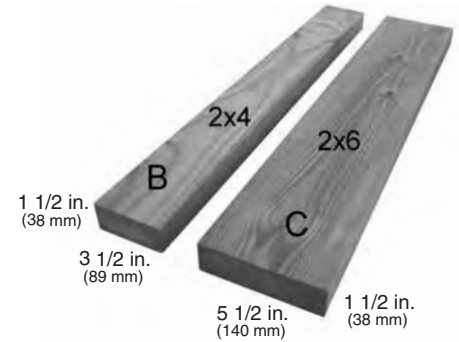
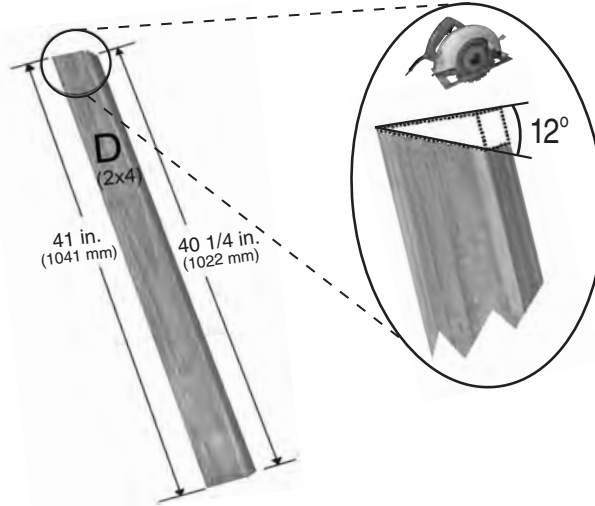
5/16 in.
(8 mm)



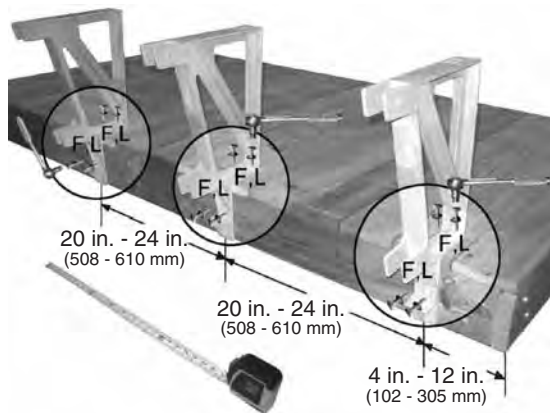
3/8 in.
(10 mm)



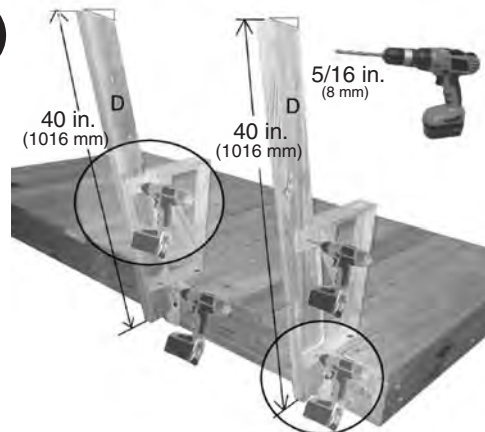
1/2 in.
(13 mm)



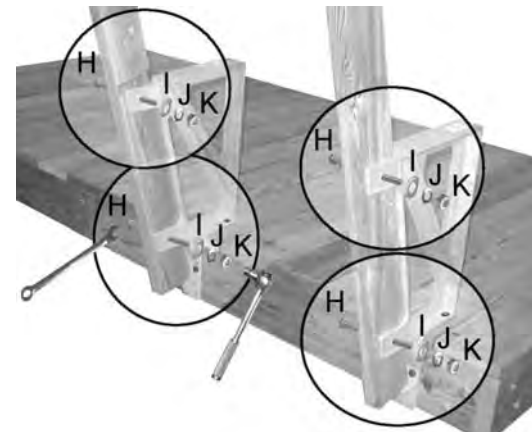
1


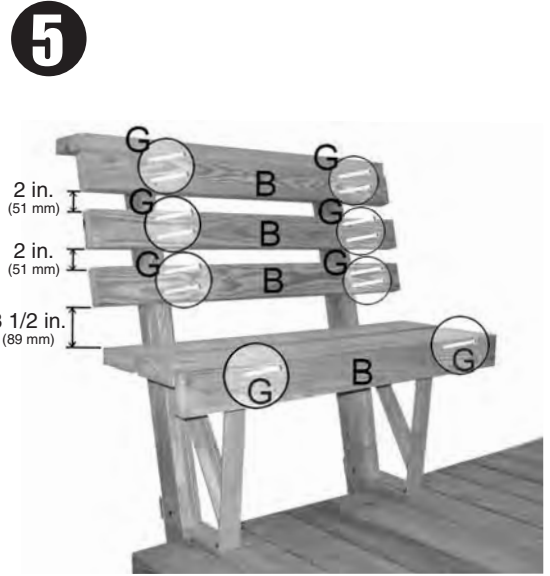
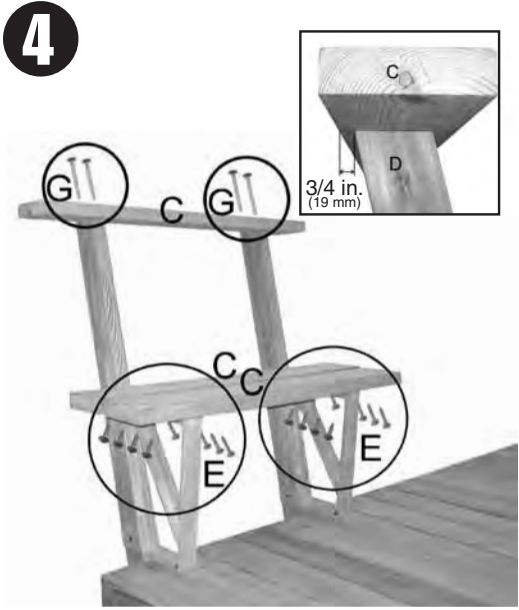
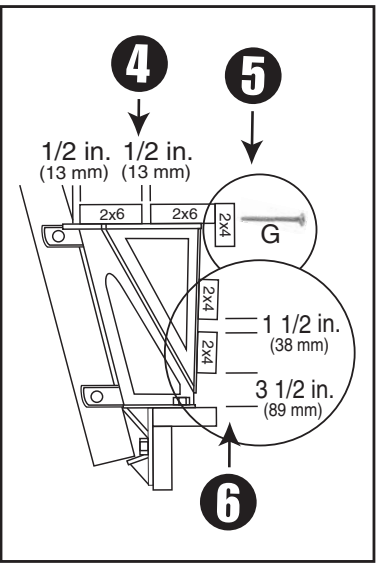


2

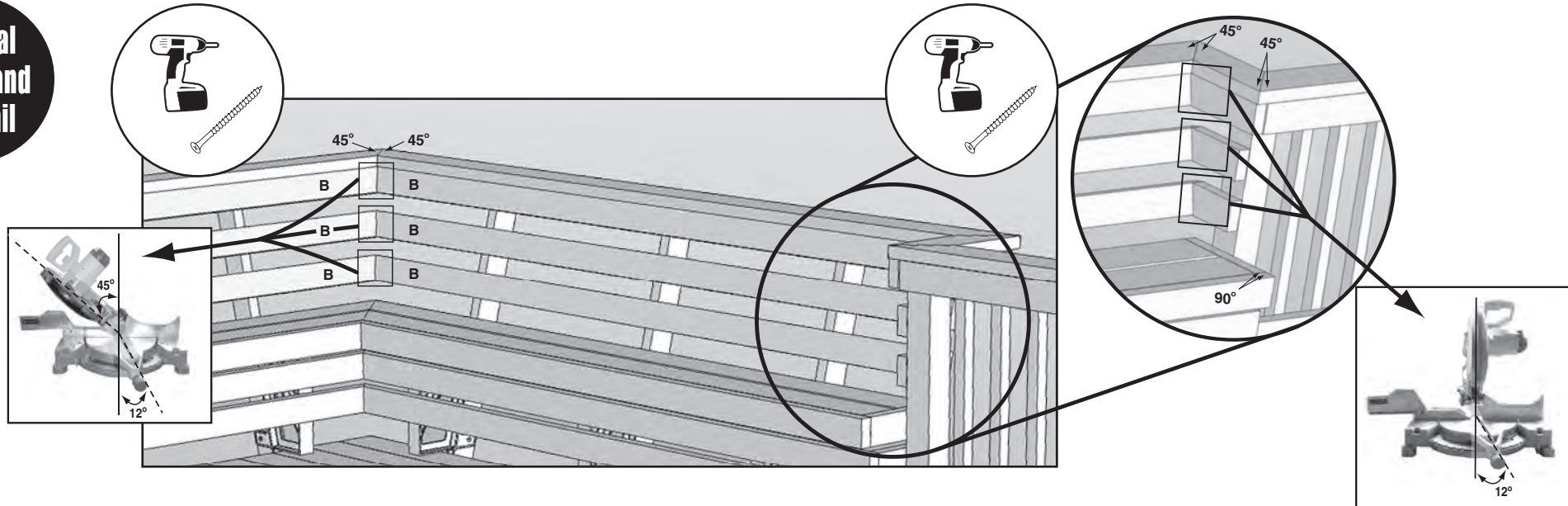


3





Optional corner and handrail



SAFETY PRECAUTIONS: Be sure to follow the manufacturer's instructions for installation. Consult local building codes for additional requirements or restrictions before installation. If the installer is not the user, the installer must instruct the user on all safety precautions. Space Bench Brackets no more than 24 in. (60 cm) apart and 12 in. (30 cm) from the ends of the bench. Before installation, be certain the decking is in good condition and thick enough to conceal the entire length of screws and bolts. The Bench should be used as a seat. Do not use for standing or walking. Never sit on the top rail of the Bench. Check all fasteners annually and retighten or replace if necessary.